

SPORT AND PROFESSIONAL FISHING EQUIPMENTS



www.magicmarlin.eu

S.S. 106 - Zona Industriale
Condofuri Marina (RC) Italy
Phone +39 0965 784269
Mobile: +39 347 7247643
E_mail: info@magicmarlin.it



Our History

“Magic Marlin” is a range of innovative sports/professional fishing products, manufactured and sold by F.Ili Polimeno.

The company has been working in the stainless steel mechanical engineering sector for over 30 years, manufacturing products based on customer's drawings and a wide range of equipment for the fishing, automotive, agricultural, industrial and hydraulic sector.

In particular, the fishing sector has been developed with the creation of the Magic Marlin brand, and of professional, functional, handy and reliable stainless steel equipment, made solely with made-in-Italy materials and components.

Commitment and accuracy are the foundation of our work, to meet our customers' needs and adapt to the ever-changing market.

Magic Marlin by F.Ili Polimeno supports its customers by advising them on the best equipment, and by always supplying a “tailored made” products for their specific needs.

Reliability, consistency, professionalism, and great care in meeting customer's request and ensuring a specialist support with qualified personnel: these are the requirements that led to our development over the years.



Our Offer

Design and manufacturing of steel structures

Product consultancy

Product customization

Technical/sales staff ready to answer to all your questions, both before and after the sale.

Specialists

Thanks to our thirty-year experience, we manufacture our products to offer ease of use, manufacturing quality and reliability, all in line with the made-in-Italy concept, because we make everything in-house.

Our greatest guarantee is our 30 year experience in this field.

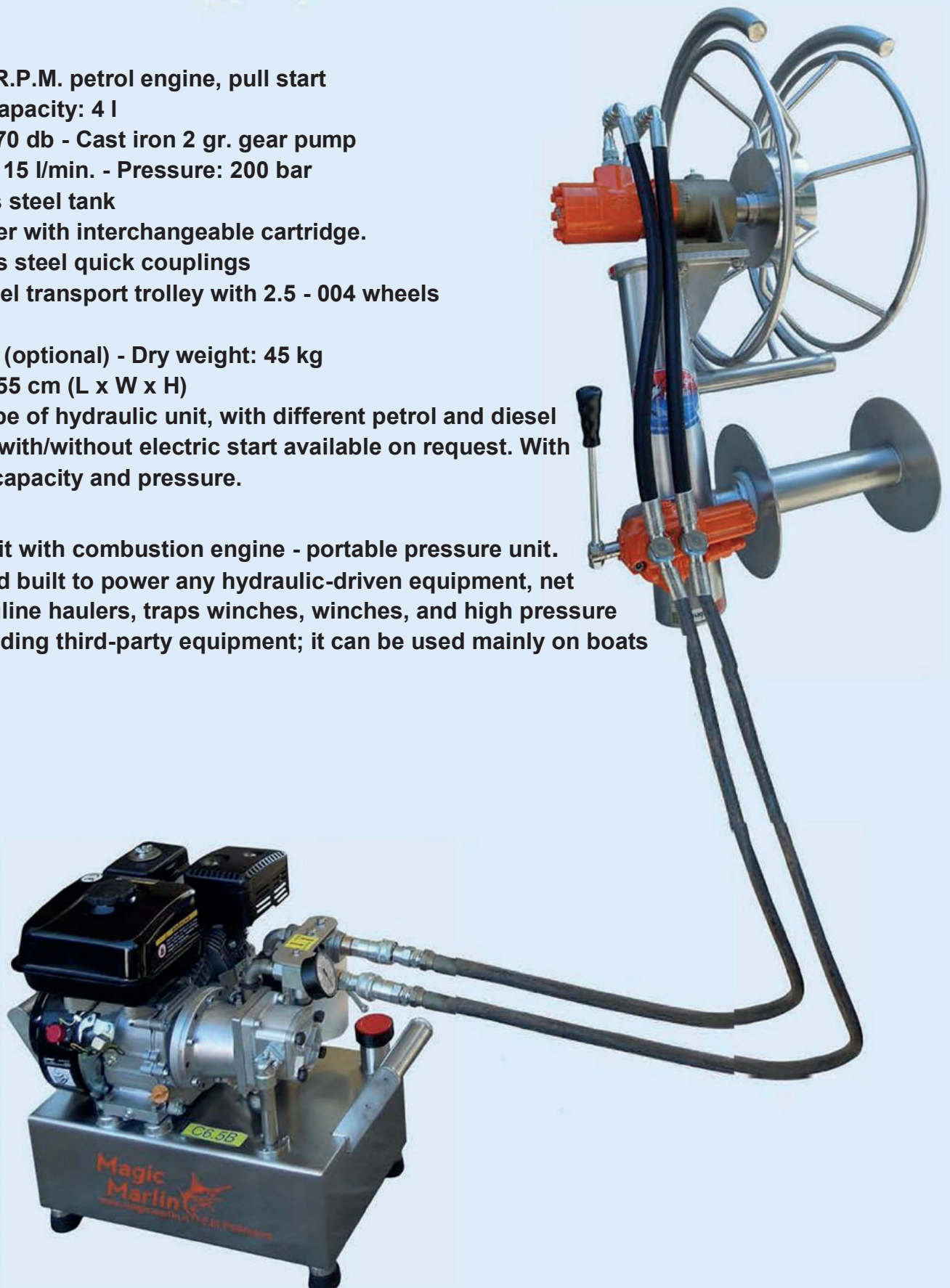
HYDRAULIC MACHINES



C 6.5B HYDRAULIC UNIT


6.5 Hp 3600 R.P.M. petrol engine, pull start
Petrol tank capacity: 4 l
Noise level: 70 db - Cast iron 2 gr. gear pump
Oil capacity: 15 l/min. - Pressure: 200 bar
20 l stainless steel tank
In-line oil filter with interchangeable cartridge.
1/2" stainless steel quick couplings
Stainless steel transport trolley with 2.5 - 004 wheels
(optional)
Electric start (optional) - Dry weight: 45 kg
Size: 38x60x55 cm (L x W x H)
Any other type of hydraulic unit, with different petrol and diesel motors, and with/without electric start available on request. With different oil capacity and pressure.

Hydraulic unit with combustion engine - portable pressure unit.
Designed and built to power any hydraulic-driven equipment, net haulers, longline haulers, traps winches, winches, and high pressure pumps, including third-party equipment; it can be used mainly on boats



with outboard or inboard engine with hydraulic system.

The hydraulic unit comprises a combustion engine on which the pressure group is flanged, oil tank, in-line oil filter, diverter unit with bypass function, built-in pressure gauge and stainless still quick couplings.



MARLIN 350H HYDRAULIC LONGLINE HAULER

Hydraulic power supply

Control valve with flow adjustment and reverse rotation.

Motor power: 125cc

(available on request: 160cc - 200cc - 250cc - 315cc)

Max. pressure: 155 bar

Recovery speed: 80 m/min.

Traction: 200 kg.

Quick-release fastening brackets

Size: 600x200x350H mm.

Weight: 20 kg



HYDRAULIC LONGLINE HAULER MARLIN 400H

The powerful Marlin 400H hydraulic winch allows you to recover lines of hooks from very deep seabed.

Robust and reliable, it is used by professional fishermen to fish for tuna and swordfish

Hydraulic Power Supply

Hydraulic Motor Power 315 cc. (on request 400 cc.)

Pressure Max 155 Bar

Control valve with flow adjustment and reverse rotation

Variable recovery speed

Traction 450 Kg.

Wheel with rubber coating 400 mm.

Available in right and left version

Supports and fixing brackets on request

Size mm. 600x300x500h

Weght Kg.40



SP160 HYDRAULIC LONGLINE HAULER

160cc 200cc 250cc 315cc hydraulic motor

Control valve with flow adjustment and reverse rotation. 250 mm steel wheel with line guide.

Adjustable drawing-in speed.

Weight: 18 kg



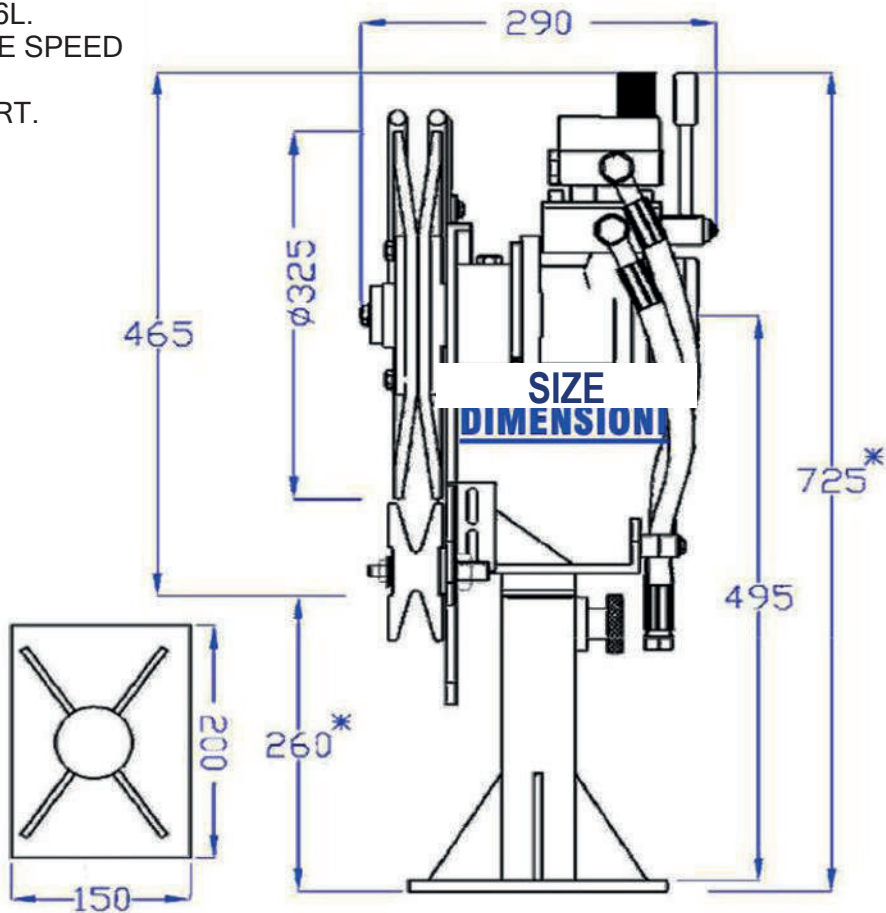
HYDRAULIC LONGLINE HAULER SP 300R

INOX
Stainless Steel



**REINFORCED WHEEL IN STAINLESS STEEL
ENGINE WITH SUPPORT FOR HIGH LOADS BRONZE
DISTRIBUTOR WITH SPEED REGULATOR**

MADE ENTIRELY OF STAINLESS STEEL 316L.
10 MM RE-FACED DISC. NON-DEFORMABLE SPEED
ADJUSTER WITH BRONZE DISTRIBUTOR.
ADJUSTABLE SWIVEL FASTENING SUPPORT.
WEIGHT: 40 KG



MAX TRACTION: 300 kg.

125 cc motor	MAX RPM	350 KG	300 KG	250 KG	200 KG	150 KG	100 KG
	CAPACITY (L/min)	43.75 KG	37.5 KG	31.25 KG	25 KG	18.75 KG	12.5 KG
	1000 rpm PUMP (cc)	43.75 KG	37.5 KG	31.25 KG	25 KG	18.75 KG	12.5 KG
	MAX PRESSURE (bar)	175 KG	175 KG	175 KG	175 KG	175 KG	175 KG
	ABSORBED POWER (C.V.)	14.66 KG	12.57 KG	10.47 KG	8.38 KG	6.28 KG	4.19 KG

MAX TRACTION: 300 kg.

100 cc motor	MAX RPM	350 KG	300 KG	250 KG	200 KG	150 KG	100 KG
	CAPACITY (L/min)	35 KG	30 KG	25 KG	20 KG	15 KG	10 KG
	1000 rpm PUMP (cc)	35 KG	30 KG	25 KG	20 KG	15 KG	10 KG
	MAX PRESSURE (bar)	175 KG	175 KG	175 KG	175 KG	175 KG	175 KG
	ABSORBED POWER (C.V.)	9.2 KG	7.9 KG	6.5 KG	5.2 KG	3.9 KG	2.6 KG



PUMP WITH ELECTRO-
MECHANICAL
COUPLING



STAINLESS STEEL TANK



ADJUSTABLE SWIVEL SUPPORT

SR250 HYDRAULIC NET HAULER

250cc 315cc 400cc hydraulic motor
Rotary distributor with adjustable speed.
Max. pressure valve.
500mm diameter stainless steel wheel.
Longline fishing wheel (optional).
Drawing-in speed: 50 m/min.
Weight: 60 kg.



G. 160H HYDRAULIC NET HAULER

The **G.160 Hydraulic Net Hauler** is an hydraulic traction machine. It has been designed and built to meet the needs of the most demanding professional fishermen.

The machine allows haul in the net from any depth, without any traction limit; in addition, it can be transformed into a longline hauler by simply replacing the wheel.

The **G.160 Net Hauler** is available with different motors and frame size, on the customer's request.

Technical Data:

160CC hydraulic motor
(optional: 250CC 315CC 400CC)


Lever valve with speed adjustment and reverse rotation

350 mm diameter stainless steel wheel

Longline fishing wheel (optional)

Weight: 22 kg

Max. pressure: 140 bar



G.160H HYDRAULIC NET HAULER

The G.160 Hydraulic Net Hauler is an hydraulic traction machine. It has been designed and built to meet the needs of the most demanding professional fishermen.

The machine allows haul in the net from any depth, without any traction limit; in addition, it can be transformed into a longline hauler by simply replacing the wheel.

The net hauler comprises a sturdy stainless steel 304 adjustable swivel frame where the hydraulic motor is installed. The control comprises a lever valve with speed adjustment and gear inverter.

The G.160 Net Hauler is available with different motors and frame size, on the customer's request.



Hydraulic G.160H NET HAULER

Technical Data:

160cc hydraulic motor (optional 250cc 315cc 400cc)
Lever valve with speed adjustment and reverse rotation
500mm diameter stainless steel wheel
Longline fishing wheel (optional)
Weight: 25 kg
Max. pressure: 140 bar

G200 HYDRAULIC NET HAULER

250cc 315cc 400cc hydraulic motor
Rotary distributor with adjustable speed.
Max. pressure valve.
500mm diameter stainless steel wheel.
Longline fishing wheel (optional).
Drawing-in speed: 50 m/min.
Weight: 25 kg.



Optional wheel
for line of hooks

SN 500 HYDRAULIC POTS HAULER

Made entirely of stainless steel, the powerful SN500H net windlass allows you to set sail without the slightest effort, pots, anchors and anything else that needs to be lifted and brought to the surface from very deep waters.

Motor Power 160 cc

Press. Max 170 Bar

Recovery Speed 65 Mt / min

Traction Over 300 Kg.

Diameter wheel 250 mm.

Rotation invert with control valve

Pulley in stainless steel


Fastening Brackets with Quick Release

Weight 15 Kg



HC160 HYDRAULIC CAPSTAN

Hydraulic Motor 160cc
Motor Torque 250 MN
Input flow 15 Lt.
Input pressure 140 bar
Traction 300 Kg.



ELECTRIC MACHINES



EC140E ELECTRIC LONGLINE HAULER

Power supply: 12v
Motor power: 140 watt
Average consumption: 10 A
Recovery speed: 50 m/min.
Traction: 45 kg.
240 mm steel disks

Fuse and reverse polarity protection
Emergency stop switch
Fastening bracket
Weight: 8 kg
Size: 250 mm x 200 mm x 500 h



EC 250E ELECTRIC LONGLINE HAULER

Power supply: 12v
Motor power: 250 watt
Average consumption: 15 A
Recovery speed: 50 m/min.
Traction: 75 kg.
240 mm steel disks
Fuse and reverse polarity protection
Emergency stop switch
Fastening bracket
Weight: 10 kg
Size: 300 mm x 220 mm x 500 h



ELECTRIC LONGLINE HAULER EC 250E

ELECTRIC EC250E LONGLINE HAULER WITH SPEED REGULATOR

Bi-directional speed regulator with gear inverter

Power supply: 12 or 24V.

Motor power: 250W.

Average consumption: 15A.

Recovery speed: 50 m/min.

Traction: 85 kg.

240mm steel disks.

Fuse and reverse polarity protection

Emergency stop switch

Quick-release fastening bracket

Weight: 10 kg.

Size: 300 x 220 x 500H mm



MARLIN 350E ELECTRIC LONGLINE HAULER

Technical Data:

Power supply: 12 or 24 Volt

Motor power: 350W - (500W for the 500 model)

Average consumption: 20 A

Recovery speed: 60 m/min.

Traction: 75 kg.

Protection fuse


Emergency stop switch

Speed adjustment

Quick-release fastening brackets

Size: 600x250x550H mm

Weight: 15 kg



ELECTRIC LONGLINE HAULER MARLIN 500E 4 R

Power supply: 12 Volt

Motor power: 500W

Average consumption: 20 A

Recovery speed: 80 m/min.

Traction: 85 kg.

Protection fuse

Emergency stop switch


Speed regulator

Quick-release fastening brackets

Size: 850x230x350H mm

Weight: 25 kg





EC 180SB ELECTRIC LONGLINE HAULER



Powerful and reliable machine, thanks to its peculiar tilting and the absence of the line guide arm, it allows hauling longlines and vertical longlines with ease, without twistings and entanglements on the float disks. Available also with speed adjustment.

Power supply: 12v

Motor power: 250 watt

Average consumption: 15 A

Recovery speed: 50 m/min.

240 mm steel disks

Traction: 75 kg (350 kg of catch)

Gear inverter

Protection fuse


Quick-release fastening bracket

Size: 150 mm x 150 mm x 400 h

Weight: 15 kg

Accessories: Line guide collar - Spacer (length on request) - Speed adjustment

EC 350SB ELECTRIC LONGLINE HAULER



Extremely powerful machine, built for true professional fisherman, and ideal for hauling longlines, fish traps, vertical longlines and very heavy objects from any depth. It can be used as an alternative to hydraulic longline haulers.

Power supply: 12v

Motor power: 500 watt

Average consumption: 20 A

Recovery speed: 50 m/min.

240 mm steel disks

Traction: 150 kg (over 500 kg of catch)

Gear inverter

Protection fuse


Quick-release fastening bracket

Size: 150 mm x 150 mm x 400 h

Weight: 18 kg.

Accessories: Line guide collar - Pedal switch - Variable speed drive

Extremely powerful machine, built for true professional fisherman, and ideal for hauling longlines, fish traps, vertical longlines and very heavy objects from any depth. It can be used as an alternative to hydraulic longline haulers. Power and reliability guaranteed.



Technical Data

Power supply: 12v

Motor power: 350 watt

Average consumption: 20 A

Recovery speed: 75 m/min.

240 mm steel disks

Traction: 150 kg (over 500 kg of catch)

Gear inverter

Protection fuse

Emergency stop switch

Quick-release fastening bracket

Size: 250 mm x 300 mm x 600 H

Weight: 13.5 kg

Available accessories:

Pedal switch

Variable speed drive

EC 350E ELECTRIC LONGLINE HAULER

EC 350E ELECTRIC LONGLINE HAULER WITH SPEED REGULATOR



Extremely powerful machine, built for true professional fisherman, and ideal for hauling longlines, fish traps, vertical longlines and very heavy objects from any depth. It can be used as an alternative to hydraulic longline haulers. Power and reliability guaranteed.

Power supply: 12v

Motor power: 350/500 watt

Average consumption: 20 A

Recovery speed: 100 m/min.

240 mm steel disks

Traction: 150 kg (over 500 kg of catch)

Gear inverter

Protection fuse

Speed regulator

Emergency stop switch

Quick-release fastening bracket

Size: 230 mm x 300 mm x 600 H

Weight: 13.5 kg.

Available accessories:

Pedal switch



EC250E REVERSIBLE LONGLINE HAULER ELECTRIC REEL

The EC250E model is a reversible machine, because it can be used in two versions.

Electric Reel version and Longline Hauler version, by simply changing the transformation kit.

It is a powerful and reliable machine, with a strong 250W motor and an impressive traction, capable of hauling from great depth any type of longline; it may also be used as a powerful and fast electric reel.

Power supply: 12v

Motor power: 250 watt

Average consumption: 15 A

Recovery speed: from 0 to 150 m/min.

Traction: 75 kg.

250 mm nylon reel.

250 mm steel disks.

Fuse and reverse polarity protection

Speed regulator

Fastening bracket

30/50 lbs rod

Weight: 10 kg

Size: 300 mm x 220 mm x 500 h

Accessories: Pedal control



EC70 ELECTRIC REEL

Power supply: 12v

Variable speed from 0 to 120 m/min

Clutch

Reel capacity: 1800 m - multifibre - 130 lb

Gear inverter

Protection fuse

Emergency switch

Reverse polarity protection

Adjustable swivel rod holder

Average consumption: 80A/h

20 lbs carbon rod

Traction: 50 kg.

Quick-release fastening bracket

Size: 150mm x 150mm x 300 h

Accessories - Meter counter

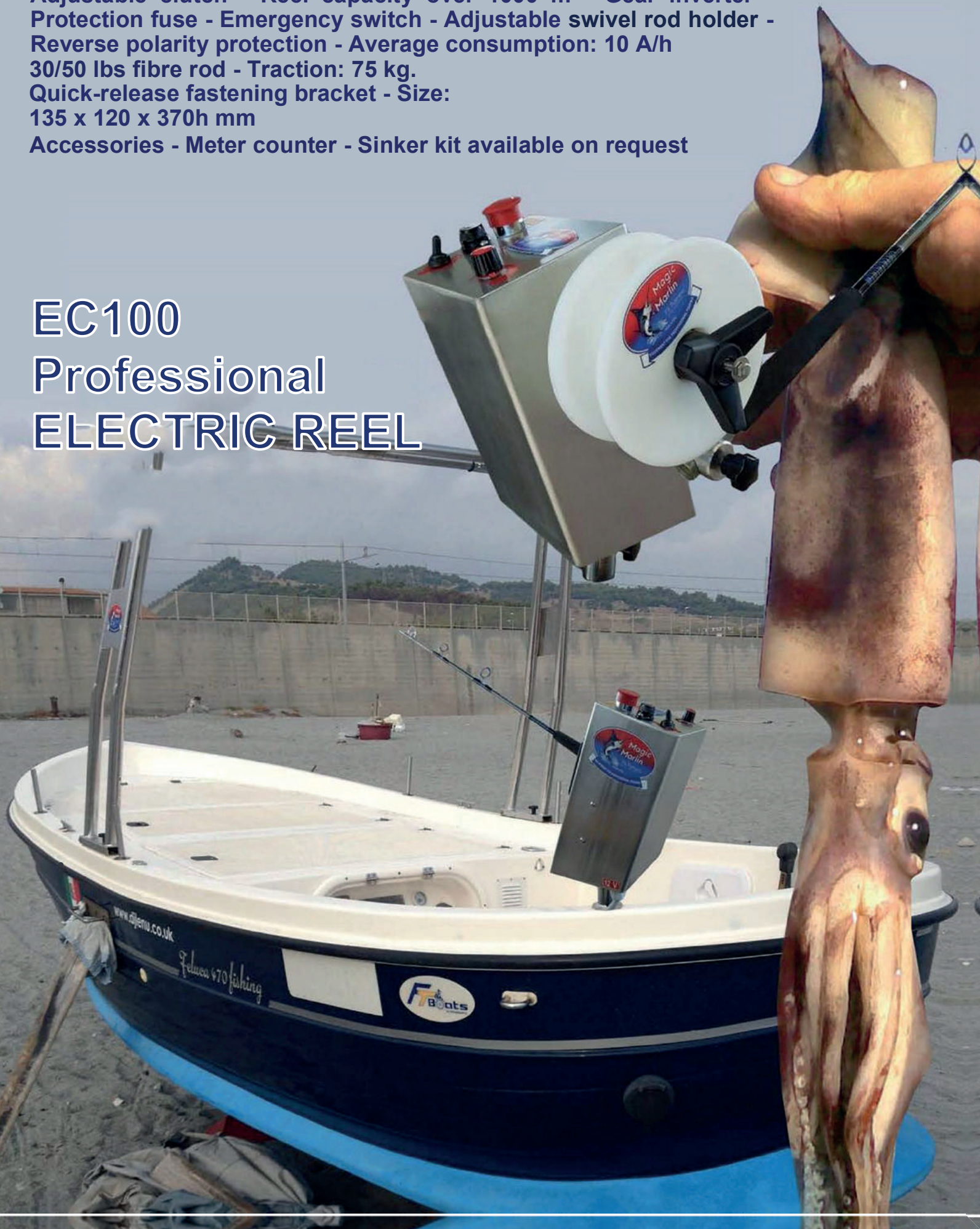
Sinker kit available on request



Machine designed to be used at great depths.
Thanks to a 300 rpm speed and high traction, it can be used for squid fishing, to haul lures and creels.

Power supply: 12v - Variable speed from 0 to 150 m/min
Adjustable clutch - Reel capacity over 1000 m - Gear inverter -
Protection fuse - Emergency switch - Adjustable swivel rod holder -
Reverse polarity protection - Average consumption: 10 A/h
30/50 lbs fibre rod - Traction: 75 kg.
Quick-release fastening bracket - Size:
135 x 120 x 370h mm
Accessories - Meter counter - Sinker kit available on request

EC100 Professional ELECTRIC REEL



EC100E ELECTRIC REEL



**Designed to be used at great depths.
With its 300 rpm speed and high traction, it can be used for squid fishing, to haul lures and creels.**

**Power supply: 12v
Variable speed from 0 to 150 m/min
Adjustable clutch (optional)
Reel capacity over 1000 m
Gear inverter (optional)
Protection fuse
Emergency switch
Reverse polarity protection
Adjustable swivel rod holder
Average consumption: 10A/h
30/50 lbs fibre rod
Traction: 75 kg.
Quick-release fastening bracket
Size: 135 x 120 x 370h mm
Weight: 7 kg**



EC180SB ELECTRIC REEL KIT

This kit can be used to transform the EC1805B longline hauler into a valid and powerful electric reel.

The kit comprises:

- * 180mm diameter nylon reel with 1000 m dacron capacity
- * 20 lbs rod (greater weight options available on request)
- * Rod support with adjustable swivel
- * Handwheel-adjustable clutch

In addition, the EC1805B with electric reel kit is reversible, and it can be used both with right-hand and left-hand commands, by simply rotating the machine and placing the rod on the desired side.



SR 250E ELECTRIC NET HAULER

Powerful, reliable and quite machine. It allows hauling nets, fish traps and anchors from medium depths. In addition, it can be transformed into a powerful longline hauler by simply replacing the traction wheel. Thanks to its sturdy stainless steel structure, it is ideal for professional fishermen, as an alternative to hydraulic net haulers.

Power supply: 12 or 24V.

Motor power: 500W.

Average consumption: 25A.

Variable recovery speed

Traction: over 200 kg.

350mm stainless steel wheel.

Protection fuse

Gear inverter

Quick-release fastening bracket

Weight: 20 kg.

Optional accessories:

Speed regulator

Pedal switch

Longline fishing wheel



SR180 ELECTRIC NET HAULER

Ideal machine to haul nets and fish traps from medium-depths (70/120 m) depths. Entirely made of stainless steel, it is a valid alternative to bulky and expensive hydraulic net haulers. Available also with speed adjustment.

Power supply: 12v

Motor power: 500W

Average consumption: 20A

Recovery speed: 50 m/min.

Traction: 250 kg (over 500 kg of catch)

350mm steel wheel.

Gear inverter


Protection fuse

Emergency stop switch

Quick-release fastening bracket

Size: 350x350x500h mm

Weight: 20 kg



SR 350 ELECTRIC NET HAULER WITH SPEED REGULATOR

Power supply: 12v
Motor power: 500W
Average consumption: 20A
Recovery speed: 60 m./min.
Traction: over 400 kg
350mm steel wheel.
Speed Regulator
Gear inverter
Protection fuse
Emergency stop switch
Quick-release fastening bracket
Size: 380x380x600h mm
Weight: 30 kg



SR350 Electric NET HAULER

The new SR350 net hauler is a powerful and reliable machine designed for professional fishermen to haul nets and fish traps from deep sea beds. Thanks to its sturdy stainless steel structure, is a valid to hydraulic net haulers.

Power supply: 12v

Motor power: 500W

Average consumption: 25A

Recovery speed: 15 m./min.

Traction: over 400 kg

350mm steel wheel.

Gear inverter


Protection fuse

Emergency stop switch

Quick-release fastening bracket

Size: 380x380x600h mm

Weight: 30 kg



SN 500E ELECTRIC TRAP WINCH

Made entirely in stainless steel, the powerful SN500 trap winch allows hauling traps, ballasts, anchors and any other objects that needs to be lifted on the surface from very deep sea beds without efforts.

Power supply: 12 or 24V

Motor power: 500W

Average consumption: 20A

Recovery speed: 25 m/min.

Traction: over 500 kg.

Lifting traction: 150 kg

240mm steel wheel

Articulated pulley with stainless steel bearings

Gear inverter

Protection fuse

Quick-release fastening bracket

Weight: 15 kg



TRESTLE and MINITRESTLE (Stainless steel)

TRESTLE

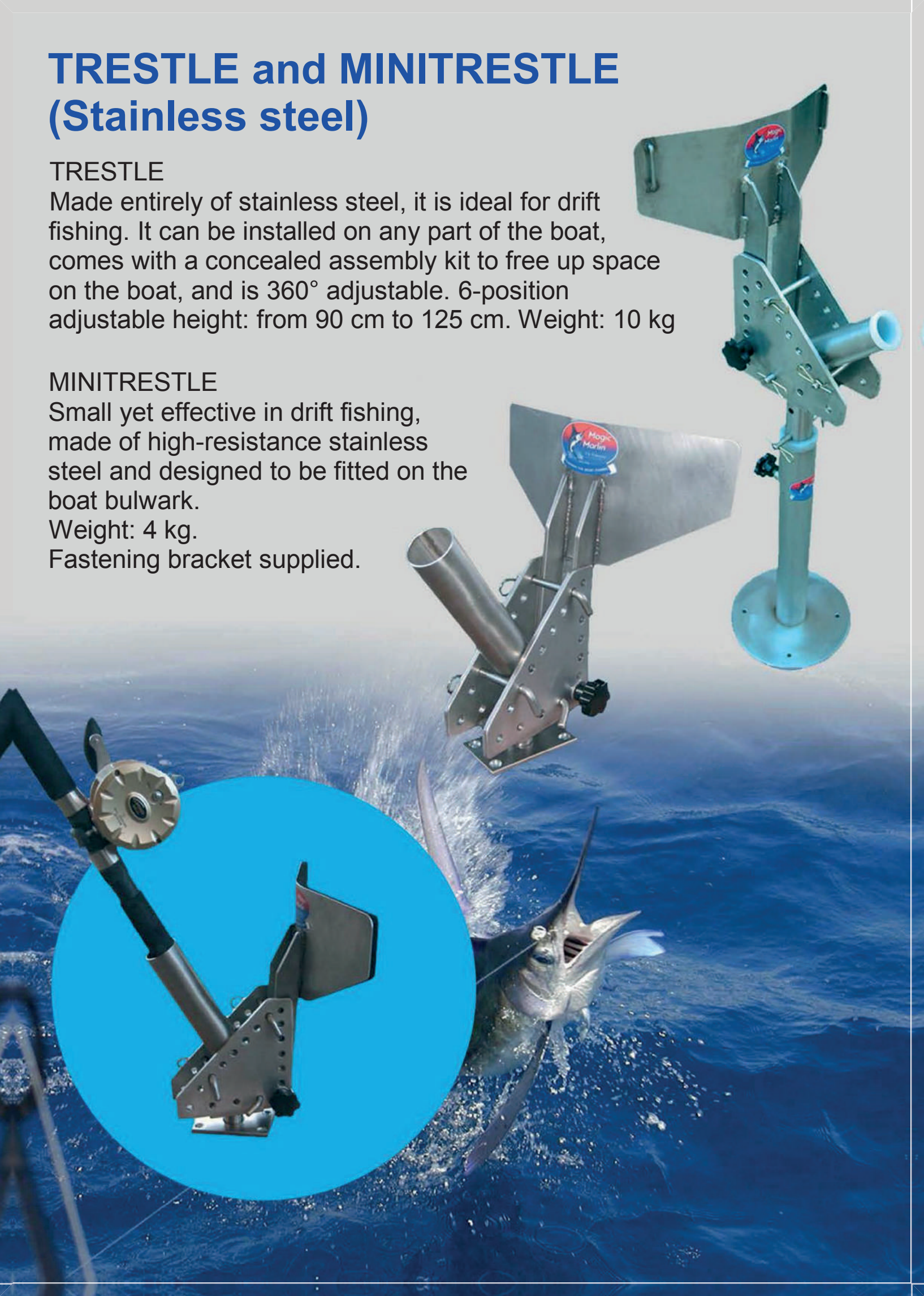

Made entirely of stainless steel, it is ideal for drift fishing. It can be installed on any part of the boat, comes with a concealed assembly kit to free up space on the boat, and is 360° adjustable. 6-position adjustable height: from 90 cm to 125 cm. Weight: 10 kg

MINITRESTLE

Small yet effective in drift fishing, made of high-resistance stainless steel and designed to be fitted on the boat bulwark.

Weight: 4 kg.





Fastening bracket supplied.



HARPOONS (Stainless steel)

Stainless steel deep penetration harpoon, deadly for large size preys, bayonet coupling, high-resistance steel handle, stainless steel rod and rope.

Harpoon rod length: 500 mm Rod diameter: 12 mm
Harpoon diameter: 20 mm with 4 edges
Flap opening: 30 mm
2 m steel handle
Rope length: 10 m
Total length: 2.50 m



Double stainless steel harpoon
Ideal to harpoon tunas or other large preys

- Threaded rod assembly
- Length: 150 mm
- Flap opening: 115 mm





ARROW type HARPOON

Stainless steel 316 harpoon with 2 edges.

2 m stainless steel rod with tapered quick-release coupling.

Total length: 2.40 m

Rods of any length available on request.



SPEARS (Stainless steel)



4 tips with flap



Size (L x H) 120 mm x 160 mm

Diameter: 8 mm

Weight: 0.5 kg.

Bayonet coupling on rod

Available also with 5/6/7 tips



FISHING ROLL (Stainless steel)

Extra sturdy and ideal to haul large preys.

Length: 85 cm - 1 m - 1.5 m

Diameter: 14 mm

Radius: 12 cm

Weight: 2 kg.



Length: 0.5 m - 1 m - 1.5 m - 2 m


Fishing roll diameter: 12 mm

Non-slip handle



FISHING ROLL (Stainless steel)

Extremely sturdy for large preys



Combat ROD HOLDER (Stainless steel)

360° swivel adjustment rod holder with locking stop and recessed fastening bracket.

Thanks to its movement, it is ideal to combat with large preys.

It can also be used as outrigger holder




ROD HOLDER (Stainless steel)



DOUBLE ROD HOLDER (Stainless steel)



ROD HOLDER-SUPPORT (Stainless steel)



ELECTRIC LONGLINE HAULER ACCESSORIES



STEEL WHEELS
FOR "EC180 - EC350"



FASTENING
BRACKETS FOR
"EC180 - EC350"



ELECTRIC REEL ACCESSORIES

(Stainless steel)




170mm diameter NYLON WHEEL FOR
"EC70 – EC 100"



FASTENING
BRACKETS FOR "EC70
- EC 100"



ELECTRIC NET HAULER ACCESSORIES (Stainless steel)



FASTENING BRACKETS FOR
"SR180 - SR350"

LONGLINE HAULER WHEEL - DIAMETER
350mm
FOR "SR180 - SR350"



PEDAL SWITCH

High-resistance plastic pedal switch.
Connected in series with the machine to switch
it on/off without using your hands.
Universal, compatible with all our machines.
Available with and without foot protection.
Insulation class: IP65



RV 100

RV100 bi-directional speed adjuster for electric motors.

The RV100 speed adjuster was designed to drive 12 or 24 V electric motors. In order to adjust its speed, while keeping the motor power unchanged. It can be programmed to adjust the acceleration/deceleration ramps to have a gradual start and a proportional stop, obtained with regenerative braking.

Compatible with all our machines and with any type of 12/24V electric motor.

RV100

Technical Data:

Power supply: 12/24V.

Maximum power supply: 130A


Reverse polarity protection

Protection fuse

Safety lock against internal MOS short-circuits

Painted aluminium housing with power supply cables

Size: 127 x 165 x 75



MM1000 BATTERY CHARGER GENERATOR

Design to connect all our machines directly.

Apart from the 230 V 16Kw output, it is equipped with a secondary 12 V 60 Ampere output. In addition, it can be used to charge any 12 Volt battery.

Available both on trolley and on fixed base.



SALES CONDITIONS

GENERAL SALES CONDITIONS

Orders: Any order shall be deemed accepted only after written or oral confirmation by Magic Marlin.

Prices: Except otherwise agreed between the parties, the prices indicated in Magic Marlin price list at the time of the order shall apply. This price list is net of any tax, packaging, transport or insurance fee. Magic Marlin reserves the right to change the price list at any time, without notice, in case of product cost increases, or for any other reason.

Payments: The amount indicated on the invoice shall be paid according to the methods established between the parties from time to time. Should any delay in payments occur, for any reason, default interest and fees - equal to 5% more than the official statutory discount rate of the Banca d'Italia - shall apply.

Delivery: The products will be delivered as agreed between the parties; the terms established are merely indicative, therefore, in case of delay, Magic Marlin shall not be responsible and it shall not authorize any order cancellation, modification or late payment. Delivered products will remain property of Magic Marlin until they are paid in full. Shipping is always carried out on behalf, at the expense and at the risk of the purchaser.

Tests: Test runs are always carried out at Magic Marlin's headquarters, according to its usual systems, and, if requested, even at the purchaser's presence, with costs born by the same.

Images and description documents: The sizes and images included in catalogues, ads or other informative material are merely indicative; Magic Marlin reserves the right to modify them at any time, even without notice, to improve the product quality.

Warranty conditions: Magic Marlin's warranty is valid for 24 months from the date of shipping or purchase (or 12 months for professional use) (no warranty is applied on used machines). The warranty covers any design flaw on the machines we produce, and is limited to repairs to the faulty machine or components in our workshop; in no event shall the machine be replaced. In no case the warranty entails the possibility of receiving compensation for damages or injuries caused by an incorrect or careless use of the products. Components subject to wear, such as bearings, bushings, seals and wear rings are guaranteed for a period that cannot exceed their useful life. Rods are not covered by the warranty, because their duration depends on their correct use AND on the load applied. Electronic boards and devices are covered by the warranty for 12 months, since their duration depends on the

correct machine use and power supply. The warranty shall become void if the products have been disassembled or tampered with by unauthorized personnel, if the fault has been caused by wrong manoeuvres, if the products have been used or overcharged beyond the limits, and if any modification has been made by the user. In any case, Magic Marlin shall not be liable for any direct and indirect damages or injuries caused by product faults. Faulty components and machines must be shipped free port to our workshop, and, once it has been ascertained that the fault falls under our responsibility, it will be returned freight collect to the customer. The warranty shall be valid only if the customer has made all due payments.

Complaints and returns: The purchaser is required to check the products upon delivery. Any complaints must be filed within 8 days, and returns are allowed only if authorized and subject to a 15% charge for handling fees. Custom-made machines are covered by the official warranty, but cannot be returned, for any reason.

Competent court: Any dispute will be solved by the Reggio Calabria Court.

Validity and acceptance: These conditions shall be deemed valid and applied until a revision of the same is issued and submitted to the purchaser; they shall be deemed accepted even without the purchaser's signature.

Magic Marlin
F.Ili Polimeno S.n.c.
S.S 106 - Zona Industriale
Condofuri Marina (RC) -
Italy

www.magicmarlin.eu
info@magicmarlin.it

